

The New Jersey Vaccine Scheduling System (NJVSS) helps providers schedule recipients and track vaccination information

## New Jersey Vaccine Scheduling System



NJVSS has an internet portal that allows members of the public to **register for the vaccine** and then **schedule an appointment**







The registration process **screens recipients for eligibility** and **captures critical demographic information**

There is also a provider-facing app that allows clinics to **check in recipients** and **capture vaccine dosage information**

Data from NJVSS is **automatically transferred to NJIIS**, streamlining data reporting for clinic staff

# NJVSS guides providers through the vaccination process

Work in progress - Preliminary

						
<p><b>Detailed vaccine provider journey</b></p>	<p><b>Set up site</b></p>	<p><b>Set up lanes and slots for scheduling</b></p>	<p><b>Manage inventory</b></p>	<p><b>Check in recipients</b></p>	<p><b>Administer vaccine</b></p>	<p><b>Schedule second dose</b></p>
<p><b>Description</b></p>	<p>NJVSS allows vaccine providers to use a single system for many key activities</p> <p>Vaccine recipients can more easily find providers that register for NJVSS</p>	<p>Site administrator creates a schedule for vaccination lanes so that recipients can see when appointments are available</p> <p>NJVSS offers multiple ways to manage clinic schedules</p>	<p>NJVSS logs all vaccine doses that are received, administered or wasted, creating a single real-time view of vaccine inventory</p>	<p>Recipients check into vaccination site using their registration check-in confirmation (including a QR code for contactless check-in)</p> <p>Recipients answer on-site health info. questions in advance of vaccination</p>	<p>Frontline healthcare worker scans vaccine vial to record dosage information and inputs related information</p>	<p>After the first dose, recipients use the same tool to book a second dose at the appropriate time</p> <p>Providers can help recipients schedule second dose while they are still on site</p>

**Receive messaging and reminders**

Notifications are sent to inform and remind recipients across the journey – to schedule, go to appointment, report symptoms, etc.

Preliminary, pre-decisional, and deliberative. Based on input provided by State agency leaders and staff, to date, and subject to change. Content is descriptive only and is not meant to constitute legal, clinical, or policy advice.

# Benefits and considerations for PODS to be registered on NJVSS

## Benefits unlocked with NJVSS

- The general public is more likely to get vaccinated if it's easy for them to find a vaccination site through a single online portal like NJVSS
- Your clinic will gain access to potentially millions of individuals who are already registered to receive the vaccine
- The tool automatically identifies and manages eligible recipients based on their information; there is no need for you to verify whether a recipient is eligible for vaccination<sup>1</sup>
- NJVSS helps you with:
  - Appointment scheduling
  - Automatic appointment reminders
  - Streamlined, contactless recipient check-in
  - Streamlined vaccine tracking/inventory management
  - Walk-up/call center integration
- Helps State have more comprehensive view of vaccine adoption and coverage of critical groups

## Considerations to use NJVSS


- May need to enter information into your EMR system initially – DOH is in the process of building an integration so you only have to enter data into NJVSS
- You will need to train your team on a new system (NJVSS)
- Capturing data by QR code (instead of manual data entry) requires use of an iOS or Android tablet or smartphone

## Support available to PODS to register on NJVSS:

- Help desk/ Call center support
- Support documentation for system interface setup and testing

1. It is still critical for healthcare professionals to confirm that the recipient is healthy enough to receive the vaccine. They do not need to verify that they are eligible to receive the vaccine according to the state's recommended phasing of vulnerable populations

# Additional resources will be available to help providers use the system



## Provider Playbook

- Detailed guide explaining how to set up critical IT systems, including NJVSS
- Snapshot overviews of how to manage your schedule, check in recipients and record vaccine administration in NJVSS



## COVID-19 vaccine call center

- Representatives of the Department of Health are here to help you:
  - Register for NJVSS
  - Provision new users on NJVSS
  - Learn how to use NJVSS
  - Answer general questions about the tool